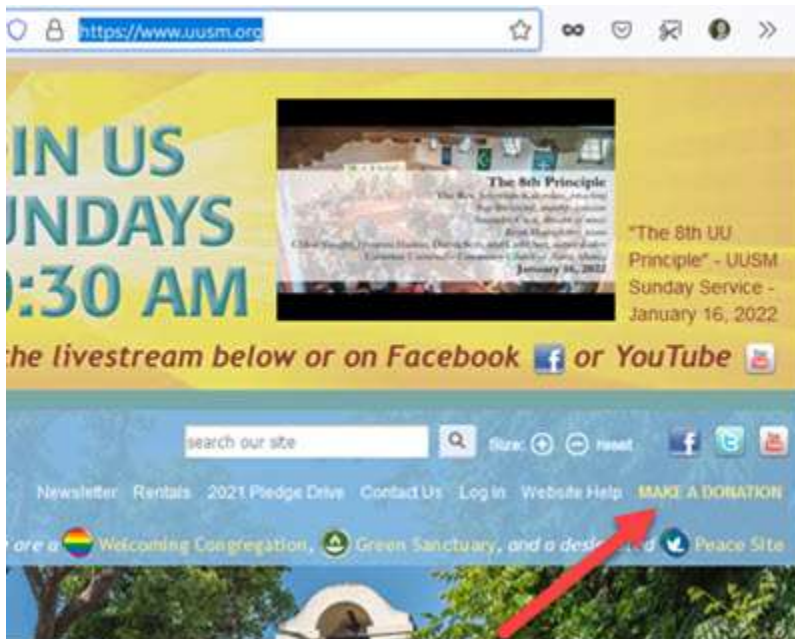


How To Contribute To The \$10,000 Spirit Level Foundation Worship Assistance Matching Grant

Churches are volunteer organizations. We survive because of our members, who invest time and money to support something we believe in. For our own UUSM Sanctuary at Eighteenth and Arizona, the Spirit Level Foundation Worship Assistance Matching Grant offers us the opportunity to match up to \$10,000, yielding a total of up to \$20,000. Even though we are only slowly getting back to worshipping in our sanctuary on Sunday mornings, we can still “be there” because of the technology that we have invested in to stream Worship Services through Facebook and YouTube. *By late January of 2020, we had already logged \$5,000 in contributions. Want to max out the matching donation and double your donation? Here's how.*

Here's how to contribute from the UUSM church webpage

1. Go to [uusm.org](https://www.uusm.org)
2. At the top right corner of the home page, click on the words **MAKE A DONATION** (see red arrow below)



Once you are on the **Make a Donation** page, click the blue strip “UUSM ONLINE: Make a donation now” (See the red arrow below)

The screenshot shows the website for the Unitarian Universalist Community Church of Santa Monica. At the top left is the church logo and contact information: 1260 18th STREET, SANTA MONICA, CA 90404, (310) 829-8430, FAX (310) 990-9161, info@uusm.org. A search bar and navigation links (Rentals, 2021 Pledge Drive, Contact Us, Log In, Website) are at the top right. A horizontal menu below the header includes HOME, FOR VISITORS, ABOUT OUR CHURCH, SUNDAY'S SERVICES, and GETTING INVOLVED. The main content area is titled 'Make a Donation' and features a 'Calendar' widget on the left showing January. The central text encourages donating via text to 844-962-0209, with instructions for different contribution types. A blue button labeled 'UUSM ONLINE MAKE A DONATION NOW' is highlighted with a red arrow. Below the button, text explains that clicking it leads to a secure online donation form powered by VANCO Payment Solutions.

UNITARIAN
UNIVERSALIST
COMMUNITY
CHURCH
of Santa Monica

1260 18th STREET, SANTA MONICA, CA 90404
(310) 829-8430 · FAX (310) 990-9161 · info@uusm.org

search our site

Rentals 2021 Pledge Drive Contact Us Log In Website

HOME FOR VISITORS ABOUT OUR CHURCH SUNDAY'S SERVICES GETTING INVOLVED

Calendar

You are here: Home > Make A Donation

Make a Donation

Donate Immediately With Your S

TEXT TO GIVE

Text to **844-962-0209** with the amount you'd like to donate to go to Congregation Contributions use code GCC. To make a Pledge contribution, use PLG (**\$20 pledge contribution). For another fund, use ID. It's easy and makes a big difference. Donation accepted. (The first time you give, you'll be asked to register.)

UUSM ONLINE
MAKE A DONATION NOW

UUSM
MAKE A DONATION

Click on the UUSM ONLINE image above to make an online financial donation to the church from your computer. It will take you to a secure form powered by VANCO Payment Solutions.

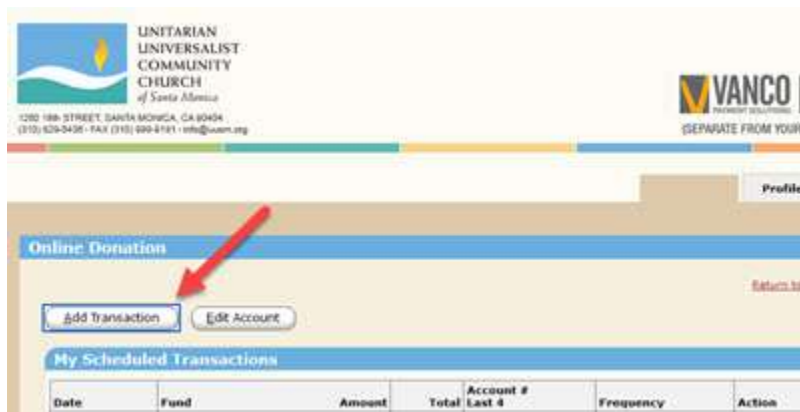
The GivePlus Mobile VANCO Payment form is a donation to UUSM on a mobile device - with

This will bring you to the **Donation** page.

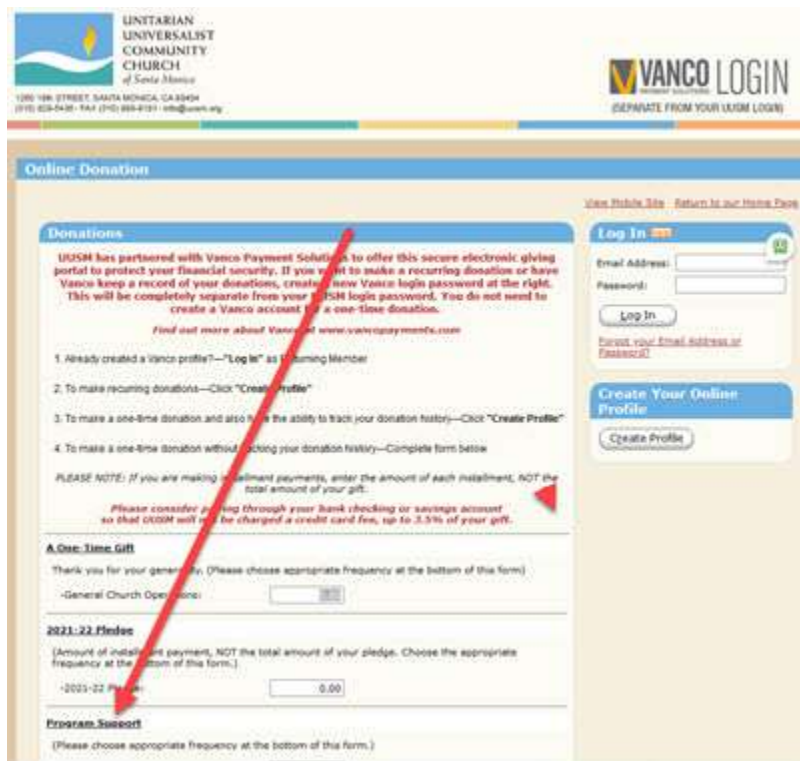
Look to the top right of the web page for the **Vanco Login** area. Using your Vanco login is quite handy because you can set up your donation method for this and future contributions. Here, you can log in using your existing Vanco account or you can create a new one. For the sake of this tutorial, I'll log in using my Vanco account. (see the red arrow below)



After you have logged in, click on the **Add Transaction** button (see red arrow)



This will bring you to the **Online Donation/ Donations** page, then scroll down to the **Program Support** area of the page (see the red arrow below).



Under the **Program Support** heading, you see many options, including **OTHER**.

To the right of the "OTHER" line, you see a blank field for you to designate this specific area of support. Click in that blank field and *type* "Worship Assistance Matching Grant" (see red arrow below).

To the left of that, type in the amount you want to contribute (see green arrow). I typed in \$1 so that this tutorial would populate correctly. Obviously, your contribution would exceed this amount.

After you have completed these two tasks, look down to the **Donation Frequency** "Choose One" button (see the yellow arrow). Click on that.

The screenshot shows a donation form with several sections. At the top, under "Program Support", there is a list of categories with input fields for amounts and text boxes for descriptions. A green arrow points to the "OTHER" amount field (0.00), and a red arrow points to the text box next to it, which contains "Worship Assistance Matching Grant". Below this is a section for "Optional Credit Card Processing Fee" with a "Credit Card Payment Fee" field (0.00). The "Total" is shown as \$0.00. The "Donation Frequency" is set to "Choose One" with a yellow arrow pointing to the dropdown menu. Below that is a section for "Consider Recurring Donations" with a "Donation Start Date" field (01/17/22) and a "Continue" button.

-Hunger Fund:	<input type="text" value="0.00"/>	<input type="text"/>
-Garden of Eternity:	<input type="text" value="0.00"/>	<input type="text"/>
-Dining for Dollars:	<input type="text" value="0.00"/>	<input type="text"/>
-DeBenneville Pines Camp:	<input type="text" value="0.00"/>	<input type="text"/>
-OTHER:	<input type="text" value="0.00"/>	<input type="text" value="Worship Assistance Matching Grant"/>
-Rentals:	<input type="text" value="0.00"/>	<input type="text"/>
-Art Wall Sales:	<input type="text" value="0.00"/>	<input type="text"/>

Optional Credit Card Processing Fee (Not necessary if you pay through your bank account)
Consider adding up to 3.5% of your credit card charge to offset the CC company fee.

-Credit Card Payment Fee:

Holiday Donation:

Total: \$0.00

Donation Frequency:

Consider Recurring Donations
Recurring donations provide a steady stream of support. It is a great way to manage charitable giving without the worry of missing a payment- you set the frequency, select the payment method and your gift continues to give over time.

Donation Start Date: mm/dd/yy

* = Required

To the right of “Donation Frequency,” click on the “Choose One” choice button. You’ll see your automatic frequency choices for your donation.

In this documentation, I’m choosing **One Time**. After you’ve made your choice, click on the **Continue** button (see green arrow).

The screenshot shows a donation form with several sections. At the top, there are input fields for various categories: Garden of Eternity, Dining for Dollars, DeBenneville Pines Camp, OTHER, Rentals, and Art Wall Sales, each with a value of 0.00. Below this is a section for an optional credit card processing fee, also set to 0.00. A holiday donation field is also set to 0.00. The total amount is displayed as \$0.00. The 'Donation Frequency' section is highlighted with a red box and a red arrow pointing to the 'Choose One' dropdown menu. The dropdown menu is open, showing options: 'Choose One', 'One Time', 'Weekly', and 'Monthly'. A red arrow points to the 'One Time' option. Below the dropdown, there is a 'Donation Start Date' field with the value '01/17/22' and a calendar icon. A green arrow points to the 'Continue' button at the bottom left. A legend indicates that an asterisk (*) denotes a required field.

-Garden of Eternity:	0.00	
-Dining for Dollars:	0.00	
-DeBenneville Pines Camp:	0.00	
-OTHER:	0.00	Worship Assistance Matching Grant
-Rentals:	0.00	
-Art Wall Sales:	0.00	

Optional Credit Card Processing Fee (Not necessary if you pay through your bank account)
Consider adding up to 3.5% of your credit card charge to offset the CC company fee.

-Credit Card Payment Fee:	0.00
---------------------------	------

Holiday Donation: 0.00

Total: \$0.00

Donation Frequency: **Choose One** (dropdown menu open with options: Choose One, One Time, Weekly, Monthly)

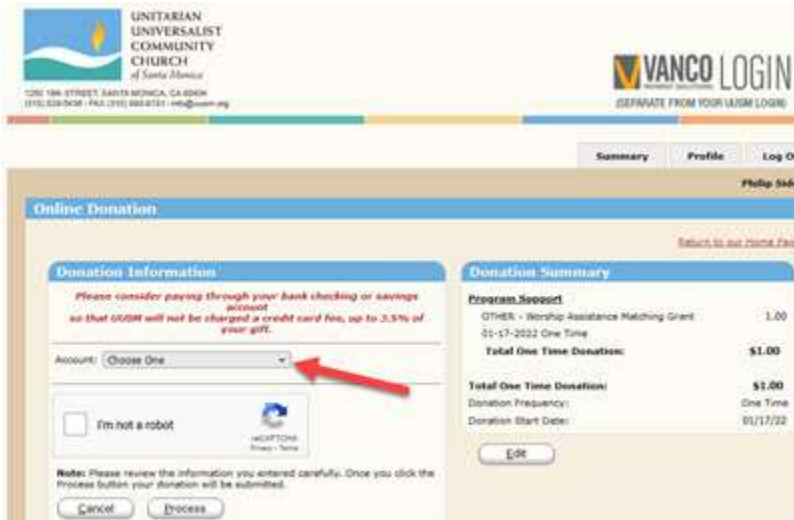
Consider Recurring Donations
Recurring donations provide a steady stream of giving without the worry of missing a payment- your gift continues to give over time. ... a great way to manage charitable giving frequency, select the payment method and your

Donation Start Date: 01/17/22 mm/dd/yy

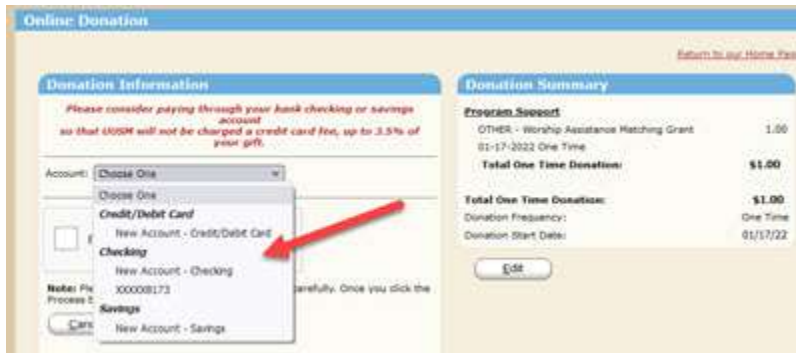
* = Required

Continue (button)

On the Online Donation / Donation Information page, choose which account source you wish to use for the source of your donation (see the red arrow).



From the choices for your donation source that you have already given Vanco, make your choice. In this demonstration, I will choose my checking account as the source for the donation.



Once you've made your choice for the source of your donation, click on the "I am not a robot" check box.

The screenshot shows an online donation interface with two main sections: "Donation Information" and "Donation Summary".

Donation Information:

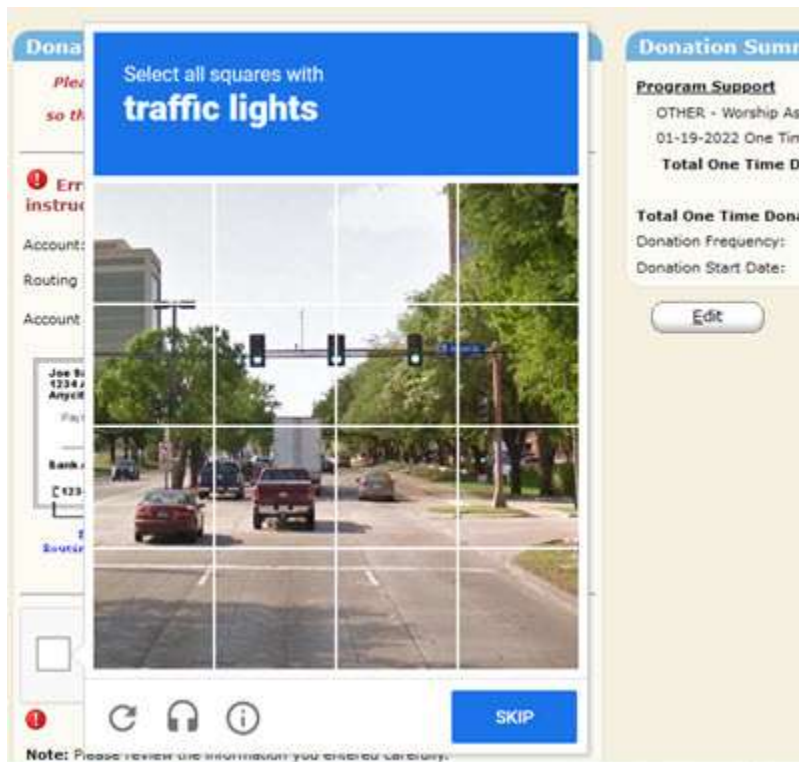
- Account: **New Account - Checking**
- Routing Number: [input field]
- Account Number: [input field]
- Bank Address: [input field]
- Bank Account: **C22881082 02881081020-028**
- Buttons: **Back**, **Back**, **Check Number (Do not use)**, **Routing Number**, **Account Number**
- Security: **I'm not a robot** (with a CAPTCHA icon)
- Note: Please review the information you entered carefully. Once you click the Process button your donation will be submitted and you will have authorized the organization to debit money from your account.
- Buttons: **Cancel**, **Process**

Donation Summary:

- Process Selected**
- OTHER - Worship Assistance Matching Grant: **1.00**
- 01-17-2022 One Time
- Total One Time Donation: \$1.00**
- Total One Time Donations: \$1.00**
- Donation Frequency: **One Time**
- Donation Start Date: **01/19/22**
- Button: **Edit**

Annotations: A red arrow points to the "I'm not a robot" checkbox, and a green arrow points to the "Process" button.

You will be forced to play the image game to prove you are not a brobot. Once you've correctly chosen the images,



Lastly, click on the **Process** button. This will complete your contribution through Vanco.

You will finally be presented with a receipt for your donation. As you can see at the bottom of the receipt, you can print your receipt and return to the UUSM.org home page. Thank you for your donation.

Online Donation

Your confirmation number is 413337422 [Return to our Home Page](#)

Thank you for your Donation to

ES6406
UU Community Church of Santa Monica
1280 10th St
Santa Monica, CA 90404-1206
www.uusm.org
310-829-5439
United States- US

Donation Summary

Expense Report

OTHER - Worship Assistance Matching Grant	1.00
01-19-2022 One Time	
Total One Time Donation:	\$1.00

Member Information

Member ID:	4349629
First Name:	PHILIP
Last Name:	SIDDONS
Phone Number:	424-322-0887
Email Address:	Philip@Siddons.us

Ranking Information

Account Type:	Checking Account
Account Number:	xxxx xxxxx
Recurring Transactions:	No
Frequency:	One Time

Your checking account will be debited on 01/19/22 for **\$1.00**

Important please retain this copy for your records.
01/17/22 06:29:04 PM 76.86.233.106

 [Print Page](#)

[Return to our Home Page](#)

